










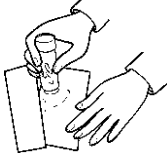






# ENGLISH EXAM

## VOCABULARY



Name: _____ Surname: _____ N <sup>ber</sup> : _____ Grade/Class: _____			
Assessment: _____	Date: _____		
 <input type="checkbox"/>  <input type="checkbox"/>  <input type="checkbox"/>  <input type="checkbox"/>  <input type="checkbox"/>	<table border="1" style="width: 100%; border-collapse: collapse;"> <tr> <td style="width: 50%; text-align: center;">Teacher's signature: _____</td> <td style="width: 50%; text-align: center;">Parent's signature: _____</td> </tr> </table>	Teacher's signature: _____	Parent's signature: _____
Teacher's signature: _____	Parent's signature: _____		

Read the classroom instructions and match the pictures.

	<input type="checkbox"/>	<div style="border: 1px solid gray; border-radius: 15px; padding: 10px; background-color: #f0f0f0;"> <ol style="list-style-type: none"> <li>1. Listen</li> <li>2. Read</li> <li>3. Raise your hand</li> <li>4. Write</li> <li>5. Erase</li> <li>6. Draw a cloud</li> <li>7. Count to 10</li> <li>8. Cut the paper</li> <li>9. Glue the picture</li> <li>10. Stand up</li> <li>11. Sit down</li> <li>12. Open the book</li> <li>13. Close the book</li> <li>14. Be quiet</li> </ol> </div>	<input type="checkbox"/>	
	<input type="checkbox"/>		<input type="checkbox"/>	
	<input type="checkbox"/>		<input type="checkbox"/>	
	<input type="checkbox"/>		<input type="checkbox"/>	
	<input type="checkbox"/>		<input type="checkbox"/>	
	<input type="checkbox"/>	<input type="checkbox"/>	<input type="checkbox"/>	
	<input type="checkbox"/>	<input type="checkbox"/>	<input type="checkbox"/>	



# ENGLISH EXAM

## VOCABULARY



### ANSWER KEY




1



4



13




6




3



10



2



7

1, 2, 3...  
8, 9, 10

5



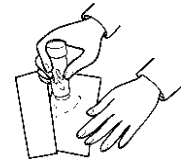
12



8



9



14



11

